

CHAMBRANLE MOULURÉ PRÉPEINT

LIGHT MERANTI

| RÉF. | ARTICLES | PC/PAK | STOCK |
|--------|---|--------|-------|
| 234661 | CHAMBRANLE-KIT CREUX 11*65 L:2.25M PREP | 5 | P |

*P = Stock permanent C = Sur commande




CHAMBRANLE EN TRAPEZE PRÉPEINT

LIGHT MERANTI

| RÉF. | ARTICLES | PC/PAK | STOCK |
|--------|---|--------|-------|
| 234660 | CHAMBRANLE-KIT TRAPEZE 11*65 L:2.25M PREP | 5 | P |

*P = Stock permanent C = Sur commande




PLINTHES PRÉPEINTES

LIGHT MERANTI

| RÉF. | ARTICLES | PC/PAK | STOCK |
|--------|------------------------------|--------|-------|
| 234662 | PLINTHE 15*90 L: 4.50M PREP | 5 | P |
| 234663 | PLINTHE 11*65 L: 3.00M PREP | 5 | P |
| 234664 | PLINTHE 11*65 L: 4.50M PREP | 5 | P |
| 234665 | PLINTHE 11*120 L: 4.20M PREP | 5 | P |

*P = Stock permanent C = Sur commande



PLINTHES MOULURÉES PRÉPEINTES

LIGHT MERANTI

| RÉF. | ARTICLES | PC/PAK | STOCK |
|--------|-------------------------------------|--------|-------|
| 234691 | PLINTHE MOULURE 11*120 L:4.20M PREP | 5 | P |

*P = Stock permanent C = Sur commande



LISTELS PRÉPEINTS

LIGHT MERANTI

| RÉF. | ARTICLES | PC/PAK | STOCK |
|--------|----------------------------|--------|-------|
| 234666 | LISTEL 15*17 L: 2.15M PREP | 20 | C |
| 234667 | LISTEL 22*22 L: 2.15M PREP | 20 | P |

*P = Stock permanent C = Sur commande



STERMBET PRÉPEINTS

LIGHT MERANTI

| RÉF. | ARTICLES | PC/PAK | STOCK |
|--------|---|--------|-------|
| 234668 | PLANCHE RIVE STERMBET PREP20*145 L:4.5M | 5 | P |
| 321163 | PLANCHE RIVE STERMBET PREP20*145 L:5.9M | 5 | P |
| 234669 | PLANCHE RIVE STERMBET PREP20*170 L:4.5M | 5 | C |
| 234670 | PLANCHE RIVE STERMBET PREP20*190 L:4.5M | 3 | P |
| 321164 | PLANCHE RIVE STERMBET PREP20*195 L:5.9M | 3 | C |
| 234671 | PLANCHE RIVE STERMBET PREP20*220 L:4.5M | 3 | C |
| 260667 | PLANCHE RIVE STERMBET PREP20*220 L:5.9M | 3 | C |

*P = Stock permanent C = Sur commande



DALLE ET BORDURE EN BOIS DUR

| RÉF. | ARTICLES | M2/PAL | STOCK |
|--------|---------------------------------------|--------|-------|
| 239586 | DALLE DE JARDIN BOIS DUR 24MM 50*50 | 224 | P |
| 240801 | DALLE DE JARDIN BOIS DUR 24MM 100X100 | 56 | P |
| 240802 | BORDURE BOIS DUR 18MM 20*180 | 40 | P |
| 240803 | BORDURE BOIS DUR 18MM 30*180 | 40 | P |

*P = Stock permanent C = Sur commande



CHEVRONS BANGKIRAI

| RÉF. | ARTICLES | M2/PAL | STOCK |
|--------|-----------------------------------|--------|-------|
| 250648 | CHEVRONS BANGKIRAI 38*58 L: 2.10M | 50 | P |
| 250649 | CHEVRONS BANGKIRAI 38*58 L: 2.70M | 50 | P |
| 314573 | CHEVRONS BANGKIRAI 40*60 L: 3.00M | 50 | C |
| 253676 | CHEVRONS BANGKIRAI 40*60 L: 4.80M | 50 | C |

*P = Stock permanent C = Sur commande



PLANCHER

| RÉF. | ARTICLES | M2/PAL | STOCK |
|--------|---|--------|-------|
| 239161 | PLANCHER PIN-D-LANDE 21 155 2000 4PC/BT | 264 | C |
| 268211 | PLANCHER PIN-D-LANDE 21 190 2000 4PC/BT | 240 | C |
| 266508 | PLANCHER PIN-D-LANDE 21 140 2000 5PC/BT | 320 | C |
| 266917 | PLANCHER PIN-D-LANDE 21 160 2000 4PC/BT | 288 | C |

*P = Stock permanent C = Sur commande

Possibilité de traitement du bois
Mogelijkheid drenking van het hout



CHEVRONS SLS RABOTÉS 38*58

| RÉF. | ARTICLES | STOCK |
|--------|--------------------------------|-------|
| 234169 | CHEVRON SLS-38*58 RAB L: 1,80M | P |
| 234170 | CHEVRON SLS-38*58 RAB L: 2,10M | P |
| 221285 | CHEVRON SLS-38*58 RAB L: 2,40M | P |
| 221286 | CHEVRON SLS-38*58 RAB L: 2,70M | P |
| 221287 | CHEVRON SLS-38*58 RAB L: 3,00M | P |
| 234171 | CHEVRON SLS-38*58 RAB L: 3,30M | P |
| 234172 | CHEVRON SLS-38*58 RAB L: 3,60M | P |
| 234173 | CHEVRON SLS-38*58 RAB L: 3,90M | P |
| 234174 | CHEVRON SLS-38*58 RAB L: 4,50M | P |
| 221288 | CHEVRON SLS-38*58 RAB L: 4.20M | P |
| 234175 | CHEVRON SLS-38*58 RAB L: 4,80M | P |
| 234176 | CHEVRON SLS-38*58 RAB L: 5,10M | C |
| 234177 | CHEVRON SLS-38*58 RAB L: 5,40M | C |

* P = Stock permanent C = Sur commande



CHEVRONS SLS RABOTÉS 38*63

| RÉF. | ARTICLES | STOCK |
|--------|--------------------------------|-------|
| 221289 | CHEVRON SLS-38*63 RAB L: 1.80M | P |
| 221290 | CHEVRON SLS-38*63 RAB L: 2.10M | P |
| 221291 | CHEVRON SLS-38*63 RAB L: 2.40M | P |
| 221292 | CHEVRON SLS-38*63 RAB L: 2.70M | P |
| 221293 | CHEVRON SLS-38*63 RAB L: 3.00M | P |
| 221294 | CHEVRON SLS-38*63 RAB L: 3.30M | P |
| 221295 | CHEVRON SLS-38*63 RAB L: 3.60M | P |
| 221296 | CHEVRON SLS-38*63 RAB L: 3.90M | P |
| 221297 | CHEVRON SLS-38*63 RAB L: 4.20M | P |
| 221298 | CHEVRON SLS-38*63 RAB L: 4.50M | P |
| 221299 | CHEVRON SLS-38*63 RAB L: 4.80M | P |
| 221300 | CHEVRON SLS-38*63 RAB L: 5.10M | C |
| 221301 | CHEVRON SLS-38*63 RAB L: 5.40M | C |

* P = Stock permanent C = Sur commande



CHEVRONS SLS RABOTÉS 38*89

| RÉF. | ARTICLES | STOCK |
|--------|--------------------------------|-------|
| 234183 | CHEVRON SLS-38*89 RAB L: 1.80M | P |
| 221303 | CHEVRON SLS-38*89 RAB L: 2.10M | P |
| 221304 | CHEVRON SLS-38*89 RAB L: 2.40M | P |
| 221305 | CHEVRON SLS-38*89 RAB L: 2.70M | P |
| 221306 | CHEVRON SLS-38*89 RAB L: 3.00M | P |
| 221307 | CHEVRON SLS-38*89 RAB L: 3.30M | P |
| 221308 | CHEVRON SLS-38*89 RAB L: 3.60M | P |
| 221309 | CHEVRON SLS-38*89 RAB L: 3.90M | P |
| 221311 | CHEVRON SLS-38*89 RAB L: 4.20M | P |
| 221312 | CHEVRON SLS-38*89 RAB L: 4.50M | P |
| 221313 | CHEVRON SLS-38*89 RAB L: 4.80M | P |
| 221314 | CHEVRON SLS-38*89 RAB L: 5.10M | C |
| 221315 | CHEVRON SLS-38*89 RAB L: 5.40M | C |

* P = Stock permanent C = Sur commande

Possibilité de traitement du bois
Mogelijkheid drenking van het hout



CHEVRONS SLS RABOTÉS 38*120

| RÉF. | ARTICLES | STOCK |
|--------|---------------------------------|-------|
| 221245 | CHEVRON SLS-38*120 RAB L: 2.10M | P |
| 221246 | CHEVRON SLS-38*120 RAB L: 2.40M | P |
| 221247 | CHEVRON SLS-38*120 RAB L: 2.70M | P |
| 221248 | CHEVRON SLS-38*120 RAB L: 3.00M | P |
| 221249 | CHEVRON SLS-38*120 RAB L: 3.30M | P |
| 221250 | CHEVRON SLS-38*120 RAB L: 3.60M | P |
| 221251 | CHEVRON SLS-38*120 RAB L: 3.90M | P |
| 221252 | CHEVRON SLS-38*120 RAB L: 4.20M | P |
| 221253 | CHEVRON SLS-38*120 RAB L: 4.50M | P |
| 221254 | CHEVRON SLS-38*120 RAB L: 4.80M | P |
| 221255 | CHEVRON SLS-38*120 RAB L: 5.10M | C |
| 221256 | CHEVRON SLS-38*120 RAB L: 5.40M | C |

* P = Stock permanent C = Sur commande



CHEVRONS SLS RABOTÉS 38*140

| RÉF. | ARTICLES | STOCK |
|--------|---------------------------------|-------|
| 221258 | CHEVRON SLS-38*140 RAB L: 2.10M | P |
| 221259 | CHEVRON SLS-38*140 RAB L: 2.40M | P |
| 221260 | CHEVRON SLS-38*140 RAB L: 2.70M | P |
| 221261 | CHEVRON SLS-38*140 RAB L: 3.00M | P |
| 221262 | CHEVRON SLS-38*140 RAB L: 3.30M | P |
| 221263 | CHEVRON SLS-38*140 RAB L: 3.60M | P |
| 221264 | CHEVRON SLS-38*140 RAB L: 3.90M | P |
| 221265 | CHEVRON SLS-38*140 RAB L: 4.20M | P |
| 221266 | CHEVRON SLS-38*140 RAB L: 4.50M | P |
| 221267 | CHEVRON SLS-38*140 RAB L: 4.80M | P |
| 221268 | CHEVRON SLS-38*140 RAB L: 5.10M | C |
| 221269 | CHEVRON SLS-38*140 RAB L: 5.40M | C |

* P = Stock permanent C = Sur commande



CHEVRONS SLS RABOTÉS 38*184

| RÉF. | ARTICLES | STOCK |
|--------|---------------------------------|-------|
| 221271 | CHEVRON SLS-38*184 RAB L: 2.10M | P |
| 221272 | CHEVRON SLS-38*184 RAB L: 2.40M | P |
| 221273 | CHEVRON SLS-38*184 RAB L: 2.70M | P |
| 221274 | CHEVRON SLS-38*184 RAB L: 3.00M | P |
| 221275 | CHEVRON SLS-38*184 RAB L: 3.30M | P |
| 221276 | CHEVRON SLS-38*184 RAB L: 3.60M | P |
| 221277 | CHEVRON SLS-38*184 RAB L: 3.90M | P |
| 221278 | CHEVRON SLS-38*184 RAB L: 4.20M | P |
| 221279 | CHEVRON SLS-38*184 RAB L: 4.50M | P |
| 221280 | CHEVRON SLS-38*184 RAB L: 4.80M | P |
| 221281 | CHEVRON SLS-38*184 RAB L: 5.10M | C |
| 221282 | CHEVRON SLS-38*184 RAB L: 5.40M | C |

* P = Stock permanent C = Sur commande

Possibilité de traitement du bois
Mogelijkheid drenking van het hout




CONTRES-LATTES TRAITÉES 10*32

| RÉF. | ARTICLES | STOCK |
|--------|------------------------------------|-------|
| 261575 | CONTRE-LATTE-TRAITE 10*32 L: 1.20M | C |
| 263333 | CONTRE-LATTE-TRAITE 10*32 L: 1.30M | C |
| 250823 | CONTRE-LATTE-TRAITE 10*32 L: 1.50M | C |
| 238426 | CONTRE-LATTE-TRAITE 10*32 L: 1.80M | C |
| 320743 | CONTRE-LATTE-TRAITE 10*32 L: 2.00M | C |
| 238427 | CONTRE-LATTE-TRAITE 10*32 L: 2.10M | P |
| 238428 | CONTRE-LATTE-TRAITE 10*32 L: 2.40M | C |
| 238429 | CONTRE-LATTE-TRAITE 10*32 L: 2.70M | C |
| 238430 | CONTRE-LATTE-TRAITE 10*32 L: 3.00M | C |
| 238431 | CONTRE-LATTE-TRAITE 10*32 L: 3.30M | C |
| 238432 | CONTRE-LATTE-TRAITE 10*32 L: 3.60M | C |
| 238433 | CONTRE-LATTE-TRAITE 10*32 L: 3.90M | C |
| 246006 | CONTRE-LATTE-TRAITE 10*32 L: 4.20M | C |
| 246007 | CONTRE-LATTE-TRAITE 10*32 L: 4.50M | C |
| 246008 | CONTRE-LATTE-TRAITE 10*32 L: 4.80M | C |
| 246009 | CONTRE-LATTE-TRAITE 10*32 L: 5.10M | C |
| 246010 | CONTRE-LATTE-TRAITE 10*32 L: 5.40M | C |

* P = Stock permanent C = Sur commande


LATTES À PANNE TRAITÉES 24*32



| RÉF. | ARTICLES | STOCK |
|--------|-------------------------------------|-------|
| 237639 | LATTE-A-PANNE-TRAITE 24*32 L: 2.10M | P |
| 237638 | LATTE-A-PANNE-TRAITE 24*32 L: 2.40M | P |
| 237633 | LATTE-A-PANNE-TRAITE 24*32 L: 2.70M | P |
| 237128 | LATTE-A-PANNE-TRAITE 24*32 L: 3.00M | P |
| 237129 | LATTE-A-PANNE-TRAITE 24*32 L: 3.30M | P |
| 237130 | LATTE-A-PANNE-TRAITE 24*32 L: 3.60M | P |
| 237131 | LATTE-A-PANNE-TRAITE 24*32 L: 3.90M | P |
| 237132 | LATTE-A-PANNE-TRAITE 24*32 L: 4.20M | P |
| 237133 | LATTE-A-PANNE-TRAITE 24*32 L: 4.50M | P |
| 237134 | LATTE-A-PANNE-TRAITE 24*32 L: 5.10M | C |
| 237135 | LATTE-A-PANNE-TRAITE 24*32 L: 5.40M | C |

* P = Stock permanent C = Sur commande

LATTES À PANNE TRAITÉES 24*36



| RÉF. | ARTICLES | STOCK |
|--------|-------------------------------------|-------|
| 234000 | LATTE-A-PANNE-TRAITE 24*36 L: 1.80M | P |
| 234001 | LATTE-A-PANNE-TRAITE 24*36 L: 2.10M | P |
| 221398 | LATTE-A-PANNE-TRAITE 24*36 L: 2.40M | P |
| 221399 | LATTE-A-PANNE-TRAITE 24*36 L: 2.70M | P |
| 221400 | LATTE-A-PANNE-TRAITE 24*36 L: 3.00M | P |
| 221401 | LATTE-A-PANNE-TRAITE 24*36 L: 3.30M | P |
| 221402 | LATTE-A-PANNE-TRAITE 24*36 L: 3.60M | P |
| 221403 | LATTE-A-PANNE-TRAITE 24*36 L: 3.90M | P |
| 221404 | LATTE-A-PANNE-TRAITE 24*36 L: 4.20M | P |
| 221405 | LATTE-A-PANNE-TRAITE 24*36 L: 4.50M | P |
| 221406 | LATTE-A-PANNE-TRAITE 24*36 L: 4.80M | P |
| 221407 | LATTE-A-PANNE-TRAITE 24*36 L: 5.10M | P |
| 221408 | LATTE-A-PANNE-TRAITE 24*36 L: 5.40M | P |

* P = Stock permanent C = Sur commande

Possibilité de traitement du bois
Mogelijkheid drenking van het hout



LATTES À PANNE TRAITÉES 24*38

| RÉF. | ARTICLES | STOCK |
|--------|-------------------------------------|-------|
| 237138 | LATTE-A-PANNE-TRAITE 24*38 L: 2.10M | P |
| 237139 | LATTE-A-PANNE-TRAITE 24*38 L: 2.40M | P |
| 237140 | LATTE-A-PANNE-TRAITE 24*38 L: 2.70M | P |
| 237146 | LATTE-A-PANNE-TRAITE 24*38 L: 3.00M | P |
| 237141 | LATTE-A-PANNE-TRAITE 24*38 L: 3.30M | P |
| 237147 | LATTE-A-PANNE-TRAITE 24*38 L: 3.60M | P |
| 237148 | LATTE-A-PANNE-TRAITE 24*38 L: 3.90M | P |
| 237137 | LATTE-A-PANNE-TRAITE 24*38 L: 4.20M | P |
| 237136 | LATTE-A-PANNE-TRAITE 24*38 L: 4.50M | P |
| 237142 | LATTE-A-PANNE-TRAITE 24*38 L: 4.80M | P |
| 237143 | LATTE-A-PANNE-TRAITE 24*38 L: 5.10M | P |
| 237144 | LATTE-A-PANNE-TRAITE 24*38 L: 5.40M | P |

* P = Stock permanent C = Sur commande

LATTES À PANNE RABOTÉES 22*45



| RÉF. | ARTICLES | STOCK |
|--------|----------------------------------|-------|
| 234226 | LATTE 22*45 RAB (4/4-5) L: 2.10M | P |
| 234227 | LATTE 22*45 RAB (4/4-5) L: 2.40M | P |
| 223355 | LATTE 22*45 RAB (4/4-5) L: 2.70M | P |
| 215495 | LATTE 22*45 RAB (4/4-5) L: 3.00M | P |
| 223356 | LATTE 22*45 RAB (4/4-5) L: 3.30M | P |
| 223357 | LATTE 22*45 RAB (4/4-5) L: 3.60M | P |
| 223358 | LATTE 22*45 RAB (4/4-5) L: 3.90M | P |
| 223359 | LATTE 22*45 RAB (4/4-5) L: 4.20M | P |
| 223360 | LATTE 22*45 RAB (4/4-5) L: 4.50M | P |
| 223361 | LATTE 22*45 RAB (4/4-5) L: 4.80M | P |
| 223362 | LATTE 22*45 RAB (4/4-5) L: 5.10M | P |
| 234228 | LATTE 22*45 RAB (4/4-5) L: 5.40M | P |

* P = Stock permanent C = Sur commande

LATTES À PANNE 25*50



| RÉF. | ARTICLES | STOCK |
|--------|----------------------|-------|
| 234018 | LATTE 25*50 L: 2.10M | P |
| 234019 | LATTE 25*50 L: 2.40M | P |
| 234020 | LATTE 25*50 L: 2.70M | P |
| 234021 | LATTE 25*50 L: 3.00M | P |
| 234022 | LATTE 25*50 L: 3.30M | P |
| 234023 | LATTE 25*50 L: 3.60M | P |
| 234024 | LATTE 25*50 L: 3.90M | P |
| 234025 | LATTE 25*50 L: 4.20M | P |
| 234026 | LATTE 25*50 L: 4.50M | P |
| 234027 | LATTE 25*50 L: 4.80M | P |
| 234028 | LATTE 25*50 L: 5.10M | P |
| 234029 | LATTE 25*50 L: 5.40M | P |

* P = Stock permanent C = Sur commande

Possibilité de traitement du bois
Mogelijkheid drenking van het hout



CHEVRONS 48*63

| RÉF. | ARTICLES | STOCK |
|--------|----------------------------------|-------|
| 235892 | CHEVRON-BRUT 48*63 -SRN L: 2.10M | P |
| 235893 | CHEVRON-BRUT 48*63 -SRN L: 2.40M | P |
| 235894 | CHEVRON-BRUT 48*63 -SRN L: 2.70M | P |
| 235895 | CHEVRON-BRUT 48*63 -SRN L: 3.00M | P |
| 235896 | CHEVRON-BRUT 48*63 -SRN L: 3.30M | P |
| 235897 | CHEVRON-BRUT 48*63 -SRN L: 3.60M | P |
| 235898 | CHEVRON-BRUT 48*63 -SRN L: 3.90M | P |
| 235899 | CHEVRON-BRUT 48*63 -SRN L: 4.20M | P |
| 235900 | CHEVRON-BRUT 48*63 -SRN L: 4.50M | P |
| 235901 | CHEVRON-BRUT 48*63 -SRN L: 4.80M | P |
| 235902 | CHEVRON-BRUT 48*63 -SRN L: 5.10M | P |
| 235903 | CHEVRON-BRUT 48*63 -SRN L: 5.40M | P |

* P = Stock permanent C = Sur commande



CHEVRONS 55*63

| RÉF. | ARTICLES | STOCK |
|--------|---------------------------------------|-------|
| 233905 | CHEVRON-BRUT 55*63 (6/7)-SRN L: 1.80M | P |
| 233906 | CHEVRON-BRUT 55*63 (6/7)-SRN L: 2.10M | P |
| 233907 | CHEVRON-BRUT 55*63 (6/7)-SRN L: 2.40M | P |
| 233908 | CHEVRON-BRUT 55*63 (6/7)-SRN L: 2.70M | P |
| 233909 | CHEVRON-BRUT 55*63 (6/7)-SRN L: 3.00M | P |
| 233910 | CHEVRON-BRUT 55*63 (6/7)-SRN L: 3.30M | P |
| 233911 | CHEVRON-BRUT 55*63 (6/7)-SRN L: 3.60M | P |
| 233912 | CHEVRON-BRUT 55*63 (6/7)-SRN L: 3.90M | P |
| 233913 | CHEVRON-BRUT 55*63 (6/7)-SRN L: 4.20M | P |
| 233914 | CHEVRON-BRUT 55*63 (6/7)-SRN L: 4.50M | P |
| 233915 | CHEVRON-BRUT 55*63 (6/7)-SRN L: 4.80M | P |
| 233916 | CHEVRON-BRUT 55*63 (6/7)-SRN L: 5.10M | P |
| 233917 | CHEVRON-BRUT 55*63 (6/7)-SRN L: 5.40M | P |

* P = Stock permanent C = Sur commande



CHEVRONS 50*50

| RÉF. | ARTICLES | STOCK |
|--------|---------------------------------|-------|
| 236510 | CHEVRON-BRUT 50*50 SRN L: 1.80M | P |
| 236511 | CHEVRON-BRUT 50*50 SRN L: 2.10M | P |
| 236512 | CHEVRON-BRUT 50*50 SRN L: 2.40M | P |
| 236513 | CHEVRON-BRUT 50*50 SRN L: 2.70M | P |
| 236514 | CHEVRON-BRUT 50*50 SRN L: 3.00M | P |
| 236515 | CHEVRON-BRUT 50*50 SRN L: 3.30M | P |
| 236516 | CHEVRON-BRUT 50*50 SRN L: 3.60M | P |
| 236517 | CHEVRON-BRUT 50*50 SRN L: 3.90M | P |
| 236518 | CHEVRON-BRUT 50*50 SRN L: 4.20M | P |
| 236519 | CHEVRON-BRUT 50*50 SRN L: 4.50M | P |
| 236520 | CHEVRON-BRUT 50*50 SRN L: 4.80M | P |
| 236521 | CHEVRON-BRUT 50*50 SRN L: 5.10M | P |
| 236522 | CHEVRON-BRUT 50*50 SRN L: 5.40M | P |

*P = Stock permanent C = Sur commande

Possibilité de traitement du bois
Mogelijkheid drenking van het hout



CHEVRONS 40*60

| RÉF. | ARTICLES | STOCK |
|--------|---------------------------------|-------|
| 234033 | CHEVRON-BRUT 40*60 SRN L: 2.10M | P |
| 234034 | CHEVRON-BRUT 40*60 SRN L: 2.40M | P |
| 234035 | CHEVRON-BRUT 40*60 SRN L: 2.70M | P |
| 234036 | CHEVRON-BRUT 40*60 SRN L: 3.00M | P |
| 234037 | CHEVRON-BRUT 40*60 SRN L: 3.30M | P |
| 234038 | CHEVRON-BRUT 40*60 SRN L: 3.60M | P |
| 234039 | CHEVRON-BRUT 40*60 SRN L: 3.90M | P |
| 234040 | CHEVRON-BRUT 40*60 SRN L: 4.20M | P |
| 234041 | CHEVRON-BRUT 40*60 SRN L: 4.50M | P |
| 234042 | CHEVRON-BRUT 40*60 SRN L: 4.80M | P |
| 234031 | CHEVRON-BRUT 40*60 SRN L: 5.10M | C |
| 234215 | CHEVRON-BRUT 40*60 SRN L: 5.40M | C |

* P = Stock permanent C = Sur commande

CHEVRONS 63*85



| RÉF. | ARTICLES | STOCK |
|--------|---------------------------------------|-------|
| 233922 | CHEVRON-BRUT 63*85 (7/9)-SRN L: 2.10M | P |
| 233923 | CHEVRON-BRUT 63*85 (7/9)-SRN L: 2.40M | P |
| 233924 | CHEVRON-BRUT 63*85 (7/9)-SRN L: 2.70M | P |
| 233925 | CHEVRON-BRUT 63*85 (7/9)-SRN L: 3.00M | P |
| 233926 | CHEVRON-BRUT 63*85 (7/9)-SRN L: 3.30M | P |
| 233927 | CHEVRON-BRUT 63*85 (7/9)-SRN L: 3.60M | P |
| 233928 | CHEVRON-BRUT 63*85 (7/9)-SRN L: 3.90M | P |
| 233929 | CHEVRON-BRUT 63*85 (7/9)-SRN L: 4.20M | P |
| 233930 | CHEVRON-BRUT 63*85 (7/9)-SRN L: 4.50M | P |
| 233931 | CHEVRON-BRUT 63*85 (7/9)-SRN L: 4.80M | P |
| 233932 | CHEVRON-BRUT 63*85 (7/9)-SRN L: 5.10M | P |
| 233933 | CHEVRON-BRUT 63*85 (7/9)-SRN L: 5.40M | P |

* P = Stock permanent C = Sur commande

CHEVRONS RABOTÉS 45*45



| RÉF. | ARTICLES | STOCK |
|--------|----------------------------|-------|
| 234421 | CHEVRON-RAB 45*45 L: 2.10M | P |
| 234422 | CHEVRON-RAB 45*45 L: 2.40M | P |
| 234423 | CHEVRON-RAB 45*45 L: 2.70M | P |
| 234424 | CHEVRON-RAB 45*45 L: 3.00M | P |
| 234425 | CHEVRON-RAB 45*45 L: 3.30M | P |
| 234426 | CHEVRON-RAB 45*45 L: 3.60M | P |
| 234050 | CHEVRON-RAB 45*45 L: 3.90M | P |
| 234051 | CHEVRON-RAB 45*45 L: 4.20M | P |
| 234052 | CHEVRON-RAB 45*45 L: 4.50M | P |
| 234053 | CHEVRON-RAB 45*45 L: 4.80M | P |
| 234054 | CHEVRON-RAB 45*45 L: 5.10M | C |
| 234055 | CHEVRON-RAB 45*45 L: 5.40M | C |

* P = Stock permanent C = Sur commande

Possibilité de traitement du bois
Mogelijkheid drenking van het hout



VOLIGES 16*95

| RÉF. | ARTICLES | STOCK |
|--------|--|-------|
| 234005 | VOLIGE-RAB IV 16*95 (3/4-10) L: 2.10M | P |
| 234006 | VOLIGE-RAB IV 16*95 (3/4-10) L: 2.40M | P |
| 234007 | VOLIGE-RAB IV 16*95 (3/4-10) L: 2.70M | P |
| 234008 | VOLIGE-RAB IV 16*95 (3/4-10) L: 3.00M | P |
| 234009 | VOLIGE-RAB IV 16*95 (3/4-10) L: 3.60M | P |
| 234010 | VOLIGE-RAB IV 16*95 (3/4-10) L: 3.90M | P |
| 234011 | VOLIGE-RAB IV 16*95 (3/4-10) L: 4.20M | P |
| 234012 | VOLIGE-RAB IV 16*95 (3/4-10) L: 4.50M | P |
| 234013 | VOLIGE-RAB IV 16*95 (3/4-10) L: 4.80M | P |
| 234014 | VOLIGE-RAB IV 16*95 (3/4-10) L: 5.10M | C |
| 234015 | VOLIGE-RAB IV 16*95 (3/4-10) L: 5.40M | C |

* P = Stock permanent C = Sur commande

VOLIGES 19*100

| RÉF. | ARTICLES | STOCK |
|--------|--|-------|
| 221381 | VOLIGE-BRUT IV 19*100 (3/4-10) L: 2.10M | P |
| 221382 | VOLIGE-BRUT IV 19*100 (3/4-10) L: 2.40M | P |
| 221383 | VOLIGE-BRUT IV 19*100 (3/4-10) L: 2.70M | P |
| 221384 | VOLIGE-BRUT IV 19*100 (3/4-10) L: 3.00M | P |
| 221386 | VOLIGE-BRUT IV 19*100 (3/4-10) L: 3.30M | P |
| 221387 | VOLIGE-BRUT IV 19*100 (3/4-10) L: 3.60M | P |
| 221388 | VOLIGE-BRUT IV 19*100 (3/4-10) L: 3.90M | P |
| 221389 | VOLIGE-BRUT IV 19*100 (3/4-10) L: 4.20M | P |
| 221390 | VOLIGE-BRUT IV 19*100 (3/4-10) L: 4.50M | P |
| 221391 | VOLIGE-BRUT IV 19*100 (3/4-10) L: 4.80M | P |
| 221392 | VOLIGE-BRUT IV 19*100 (3/4-10) L: 5.10M | C |
| 221393 | VOLIGE-BRUT IV 19*100 (3/4-10) L: 5.40M | C |

* P = Stock permanent C = Sur commande



VOLIGES 25*75

| RÉF. | ARTICLES | STOCK |
|--------|------------------------------|-------|
| 233806 | VOLIGE 25*75 L: 2.10M | P |
| 233807 | VOLIGE 25*75 L: 2.40M | P |
| 233808 | VOLIGE 25*75 L: 2.70M | P |
| 233809 | VOLIGE 25*75 L: 3.00M | P |
| 233810 | VOLIGE 25*75 L: 3.30M | P |
| 233811 | VOLIGE 25*75 L: 3.60M | P |
| 233812 | VOLIGE 25*75 L: 3.90M | P |
| 233813 | VOLIGE 25*75 L: 4.20M | P |
| 233814 | VOLIGE 25*75 L: 4.50M | P |
| 233815 | VOLIGE 25*75 L: 4.80M | P |
| 233816 | VOLIGE 25*75 L: 5.10M | C |
| 233817 | VOLIGE 25*75 L: 5.40M | C |

* P = Stock permanent C = Sur commande



Possibilité de traitement du bois
Mogelijkheid drenking van het hout



VOLIGES 25*100

| RÉF. | ARTICLES | STOCK |
|--------|---|-------|
| 221413 | VOLIGE-BRUT IV 25*100 (4/4-10) L: 2.10M | P |
| 221414 | VOLIGE-BRUT IV 25*100 (4/4-10) L: 2.40M | P |
| 221415 | VOLIGE-BRUT IV 25*100 (4/4-10) L: 2.70M | P |
| 221416 | VOLIGE-BRUT IV 25*100 (4/4-10) L: 3.00M | P |
| 221417 | VOLIGE-BRUT IV 25*100 (4/4-10) L: 3.30M | P |
| 221418 | VOLIGE-BRUT IV 25*100 (4/4-10) L: 3.60M | P |
| 221419 | VOLIGE-BRUT IV 25*100 (4/4-10) L: 3.90M | P |
| 221420 | VOLIGE-BRUT IV 25*100 (4/4-10) L: 4.20M | P |
| 221421 | VOLIGE-BRUT IV 25*100 (4/4-10) L: 4.50M | P |
| 221422 | VOLIGE-BRUT IV 25*100 (4/4-10) L: 4.80M | P |
| 221423 | VOLIGE-BRUT IV 25*100 (4/4-10) L: 5.10M | C |
| 221424 | VOLIGE-BRUT IV 25*100 (4/4-10) L: 5.40M | C |

* P = Stock permanent C = Sur commande

VOLIGES 25*125



| RÉF. | ARTICLES | STOCK |
|--------|---|-------|
| 233772 | VOLIGE-BRUT IV 25*125 (4/4-13) L: 2.10M | P |
| 233773 | VOLIGE-BRUT IV 25*125 (4/4-13) L: 2.40M | P |
| 233774 | VOLIGE-BRUT IV 25*125 (4/4-13) L: 2.70M | P |
| 233775 | VOLIGE-BRUT IV 25*125 (4/4-13) L: 3.00M | P |
| 233776 | VOLIGE-BRUT IV 25*125 (4/4-13) L: 3.30M | P |
| 233777 | VOLIGE-BRUT IV 25*125 (4/4-13) L: 3.60M | P |
| 233778 | VOLIGE-BRUT IV 25*125 (4/4-13) L: 3.90M | P |
| 233779 | VOLIGE-BRUT IV 25*125 (4/4-13) L: 4.20M | P |
| 233780 | VOLIGE-BRUT IV 25*125 (4/4-13) L: 4.50M | P |
| 233781 | VOLIGE-BRUT IV 25*125 (4/4-13) L: 4.80M | P |
| 233782 | VOLIGE-BRUT IV 25*125 (4/4-13) L: 5.10M | C |
| 233783 | VOLIGE-BRUT IV 25*125 (4/4-13) L: 5.40M | C |

* P = Stock permanent C = Sur commande

VOLIGES 25*150



| RÉF. | ARTICLES | STOCK |
|--------|---|-------|
| 233791 | VOLIGE-BRUT IV 25*150 (4/4-15) L: 2.10M | P |
| 233792 | VOLIGE-BRUT IV 25*150 (4/4-15) L: 2.40M | P |
| 233793 | VOLIGE-BRUT IV 25*150 (4/4-15) L: 2.70M | P |
| 233794 | VOLIGE-BRUT IV 25*150 (4/4-15) L: 3.00M | P |
| 233795 | VOLIGE-BRUT IV 25*150 (4/4-15) L: 3.30M | P |
| 233796 | VOLIGE-BRUT IV 25*150 (4/4-15) L: 3.60M | P |
| 233797 | VOLIGE-BRUT IV 25*150 (4/4-15) L: 3.90M | P |
| 233798 | VOLIGE-BRUT IV 25*150 (4/4-15) L: 4.20M | P |
| 233799 | VOLIGE-BRUT IV 25*150 (4/4-15) L: 4.50M | P |
| 233800 | VOLIGE-BRUT IV 25*150 (4/4-15) L: 4.80M | P |
| 233801 | VOLIGE-BRUT IV 25*150 (4/4-15) L: 5.10M | C |
| 233802 | VOLIGE-BRUT IV 25*150 (4/4-15) L: 5.40M | C |

* P = Stock permanent C = Sur commande

Possibilité de traitement du bois
Mogelijkheid drenking van het hout



VOLIGES 22*120

| RÉF. | ARTICLES | STOCK |
|--------|---|-------|
| 234234 | VOLIGE-RAB IV 22*120 (4/4-13) L: 1.80M | P |
| 234235 | VOLIGE-RAB IV 22*120 (4/4-13) L: 2.10M | P |
| 234236 | VOLIGE-RAB IV 22*120 (4/4-13) L: 2.40M | P |
| 234237 | VOLIGE-RAB IV 22*120 (4/4-13) L: 2.70M | P |
| 234238 | VOLIGE-RAB IV 22*120 (4/4-13) L: 3.00M | P |
| 234239 | VOLIGE-RAB IV 22*120 (4/4-13) L: 3.30M | P |
| 234240 | VOLIGE-RAB IV 22*120 (4/4-13) L: 3.60M | P |
| 234241 | VOLIGE-RAB IV 22*120 (4/4-13) L: 3.90M | P |
| 233786 | VOLIGE-RAB IV 22*120 (4/4-13) L: 4.20M | P |
| 233787 | VOLIGE-RAB IV 22*120 (4/4-13) L: 4.50M | P |
| 233788 | VOLIGE-RAB IV 22*120 (4/4-13) L: 4.80M | P |
| 233789 | VOLIGE-RAB IV 22*120 (4/4-13) L: 5.10M | C |
| 234242 | VOLIGE-RAB IV 22*120 (4/4-13) L: 5.40M | C |

* P = Stock permanent C = Sur commande

VOLIGES 32*150



| RÉF. | ARTICLES | STOCK |
|--------|---------------------------------------|-------|
| 221270 | VOLIGE-BRUT 32*150 L:2,10M SRN | C |
| 221283 | VOLIGE-BRUT 32*150 L:2,40M SRN | C |
| 221302 | VOLIGE-BRUT 32*150 L:2,70M SRN | C |
| 221317 | VOLIGE-BRUT 32*150 L:3,00M SRN | C |
| 234180 | VOLIGE-BRUT 32*150 L:3,30M SRN | C |
| 233763 | VOLIGE-BRUT 32*150 L:3,60M SRN | P |
| 233764 | VOLIGE-BRUT 32*150 L:3,90M SRN | P |
| 233765 | VOLIGE-BRUT 32*150 L:4,20M SRN | P |
| 233766 | VOLIGE-BRUT 32*150 L:4,50M SRN | P |
| 233767 | VOLIGE-BRUT 32*150 L:4,80M SRN | P |
| 233768 | VOLIGE-BRUT 32*150 L:5,10M SRN | P |
| 233769 | VOLIGE-BRUT 32*150 L:5,40M SRN | P |

* P = Stock permanent C = Sur commande



Possibilité de traitement du bois
Mogelijkheid drenking van het hout



GÎTES 38*125

| RÉF. | ARTICLES | STOCK |
|--------|---------------------------------------|-------|
| 233820 | GITE-BRUT IV 38*125 (6/4-13) L: 2.10M | P |
| 233821 | GITE-BRUT IV 38*125 (6/4-13) L: 2.40M | P |
| 233822 | GITE-BRUT IV 38*125 (6/4-13) L: 2.70M | P |
| 233823 | GITE-BRUT IV 38*125 (6/4-13) L: 3.00M | P |
| 233824 | GITE-BRUT IV 38*125 (6/4-13) L: 3.30M | P |
| 233825 | GITE-BRUT IV 38*125 (6/4-13) L: 3.60M | P |
| 233826 | GITE-BRUT IV 38*125 (6/4-13) L: 3.90M | P |
| 233827 | GITE-BRUT IV 38*125 (6/4-13) L: 4.20M | P |
| 233828 | GITE-BRUT IV 38*125 (6/4-13) L: 4.50M | P |
| 233829 | GITE-BRUT IV 38*125 (6/4-13) L: 4.80M | P |
| 233830 | GITE-BRUT IV 38*125 (6/4-13) L: 5.10M | C |
| 233831 | GITE-BRUT IV 38*125 (6/4-13) L: 5.40M | C |

* P = Stock permanent C = Sur commande

GÎTES 38*150



| RÉF. | ARTICLES | STOCK |
|--------|---------------------------------------|-------|
| 221430 | GITE 38*150 IV-BRUT (6/4-15) L: 2.10M | P |
| 221431 | GITE 38*150 IV-BRUT (6/4-15) L: 2.40M | P |
| 221432 | GITE 38*150 IV-BRUT (6/4-15) L: 2.70M | P |
| 221433 | GITE 38*150 IV-BRUT (6/4-15) L: 3.00M | P |
| 221434 | GITE 38*150 IV-BRUT (6/4-15) L: 3.30M | P |
| 221435 | GITE 38*150 IV-BRUT (6/4-15) L: 3.60M | P |
| 221436 | GITE 38*150 IV-BRUT (6/4-15) L: 3.90M | P |
| 221437 | GITE 38*150 IV-BRUT (6/4-15) L: 4.20M | P |
| 221438 | GITE 38*150 IV-BRUT (6/4-15) L: 4.50M | P |
| 221439 | GITE 38*150 IV-BRUT (6/4-15) L: 4.80M | P |
| 221440 | GITE 38*150 IV-BRUT (6/4-15) L: 5.10M | C |
| 221441 | GITE 38*150 IV-BRUT (6/4-15) L: 5.40M | C |

* P = Stock permanent C = Sur commande

GÎTES 38*175



| RÉF. | ARTICLES | STOCK |
|--------|---------------------------------------|-------|
| 221452 | GITE 38*175 IV-BRUT (6/4-18) L: 2.10M | P |
| 221453 | GITE 38*175 IV-BRUT (6/4-18) L: 2.40M | P |
| 221454 | GITE 38*175 IV-BRUT (6/4-18) L: 2.70M | P |
| 221455 | GITE 38*175 IV-BRUT (6/4-18) L: 3.00M | P |
| 221458 | GITE 38*175 IV-BRUT (6/4-18) L: 3.30M | P |
| 221459 | GITE 38*175 IV-BRUT (6/4-18) L: 3.60M | P |
| 221460 | GITE 38*175 IV-BRUT (6/4-18) L: 3.90M | P |
| 221461 | GITE 38*175 IV-BRUT (6/4-18) L: 4.20M | P |
| 221462 | GITE 38*175 IV-BRUT (6/4-18) L: 4.50M | P |
| 221463 | GITE 38*175 IV-BRUT (6/4-18) L: 4.80M | P |
| 221464 | GITE 38*175 IV-BRUT (6/4-18) L: 5.10M | C |
| 221465 | GITE 38*175 IV-BRUT (6/4-18) L: 5.40M | C |

* P = Stock permanent C = Sur commande

Possibilité de traitement du bois
Mogelijkheid drenking van het hout



GÎTES 38*200

| RÉF. | ARTICLES | STOCK |
|--------|---------------------------------------|-------|
| 234210 | GITE-BRUT IV 38*200 (6/4-20) L: 2.10M | P |
| 234211 | GITE-BRUT IV 38*200 (6/4-20) L: 2.40M | P |
| 233835 | GITE-BRUT IV 38*200 (6/4-20) L: 2.70M | P |
| 233836 | GITE-BRUT IV 38*200 (6/4-20) L: 3.00M | P |
| 233837 | GITE-BRUT IV 38*200 (6/4-20) L: 3.30M | P |
| 233838 | GITE-BRUT IV 38*200 (6/4-20) L: 3.60M | P |
| 233839 | GITE-BRUT IV 38*200 (6/4-20) L: 3.90M | P |
| 233840 | GITE-BRUT IV 38*200 (6/4-20) L: 4.20M | P |
| 233841 | GITE-BRUT IV 38*200 (6/4-20) L: 4.50M | P |
| 233842 | GITE-BRUT IV 38*200 (6/4-20) L: 4.80M | P |
| 233843 | GITE-BRUT IV 38*200 (6/4-20) L: 5.10M | P |
| 233844 | GITE-BRUT IV 38*200 (6/4-20) L: 5.40M | P |

* P = Stock permanent C = Sur commande

GÎTES 38*225

| RÉF. | ARTICLES | STOCK |
|--------|---------------------------------------|-------|
| 233846 | GITE-BRUT IV 38*225 (6/4-23) L: 2.10M | P |
| 233847 | GITE-BRUT IV 38*225 (6/4-23) L: 2.40M | P |
| 233848 | GITE-BRUT IV 38*225 (6/4-23) L: 2.70M | P |
| 233849 | GITE-BRUT IV 38*225 (6/4-23) L: 3.00M | P |
| 233850 | GITE-BRUT IV 38*225 (6/4-23) L: 3.30M | P |
| 233851 | GITE-BRUT IV 38*225 (6/4-23) L: 3.60M | P |
| 233852 | GITE-BRUT IV 38*225 (6/4-23) L: 3.90M | P |
| 233853 | GITE-BRUT IV 38*225 (6/4-23) L: 4.20M | P |
| 233854 | GITE-BRUT IV 38*225 (6/4-23) L: 4.50M | P |
| 233855 | GITE-BRUT IV 38*225 (6/4-23) L: 4.80M | P |
| 233856 | GITE-BRUT IV 38*225 (6/4-23) L: 5.10M | C |
| 233857 | GITE-BRUT IV 38*225 (6/4-23) L: 5.40M | C |

* P = Stock permanent C = Sur commande



Possibilité de traitement du bois
Mogelijkheid drenking van het hout



GÎTES 63*150

| RÉF. | ARTICLES | STOCK |
|--------|-------------------------------------|-------|
| 221192 | GITE-BRUT 63*150 L:2,10M SRN (7/15) | P |
| 221193 | GITE-BRUT 63*150 L:2,40M SRN (7/15) | P |
| 221194 | GITE-BRUT 63*150 L:2,70M SRN (7/15) | P |
| 221195 | GITE-BRUT 63*150 L:3,00M SRN (7/15) | P |
| 221196 | GITE-BRUT 63*150 L:3,30M SRN (7/15) | P |
| 221197 | GITE-BRUT 63*150 L:3,60M SRN (7/15) | P |
| 221198 | GITE-BRUT 63*150 L:3,90M SRN (7/15) | P |
| 221199 | GITE-BRUT 63*150 L:4,20M SRN (7/15) | P |
| 221200 | GITE-BRUT 63*150 L:4,50M SRN (7/15) | P |
| 221201 | GITE-BRUT 63*150 L:4,80M SRN (7/15) | P |
| 221202 | GITE-BRUT 63*150 L:5,10M SRN (7/15) | C |
| 221203 | GITE-BRUT 63*150 L:5,40M SRN (7/15) | C |

* P = Stock permanent C = Sur commande

GÎTES 63*175



| RÉF. | ARTICLES | STOCK |
|--------|-------------------------------------|-------|
| 221214 | GITE-BRUT 63*175 L:2,10M SRN (7/18) | P |
| 221215 | GITE-BRUT 63*175 L:2,40M SRN (7/18) | P |
| 221216 | GITE-BRUT 63*175 L:2,70M SRN (7/18) | P |
| 221217 | GITE-BRUT 63*175 L:3,00M SRN (7/18) | P |
| 221218 | GITE-BRUT 63*175 L:3,30M SRN (7/18) | P |
| 221219 | GITE-BRUT 63*175 L:3,60M SRN (7/18) | P |
| 221220 | GITE-BRUT 63*175 L:3,90M SRN (7/18) | P |
| 221221 | GITE-BRUT 63*175 L:4,20M SRN (7/18) | P |
| 221222 | GITE-BRUT 63*175 L:4,50M SRN (7/18) | P |
| 221223 | GITE-BRUT 63*175 L:4,80M SRN (7/18) | P |
| 221224 | GITE-BRUT 63*175 L:5,10M SRN (7/18) | C |
| 221225 | GITE-BRUT 63*175 L:5,40M SRN (7/18) | C |
| 221226 | GITE-BRUT 63*175 L:5,70M SRN (7/18) | C |
| 221227 | GITE-BRUT 63*175 L:6,00M SRN (7/18) | C |

* P = Stock permanent C = Sur commande

GÎTES 75*225



| RÉF. | ARTICLES | STOCK |
|--------|-------------------------------------|-------|
| 234221 | GITE-BRUT 75*225 L:2,10M SRN (8/23) | C |
| 234222 | GITE-BRUT 75*225 L:2,40M SRN (8/23) | C |
| 233937 | GITE-BRUT 75*225 L:2,70M SRN (8/23) | P |
| 233938 | GITE-BRUT 75*225 L:3,00M SRN (8/23) | P |
| 233939 | GITE-BRUT 75*225 L:3,30M SRN (8/23) | P |
| 233940 | GITE-BRUT 75*225 L:3,60M SRN (8/23) | P |
| 233941 | GITE-BRUT 75*225 L:3,90M SRN (8/23) | P |
| 233942 | GITE-BRUT 75*225 L:4,20M SRN (8/23) | P |
| 233943 | GITE-BRUT 75*225 L:4,50M SRN (8/23) | P |
| 233944 | GITE-BRUT 75*225 L:4,80M SRN (8/23) | P |
| 233945 | GITE-BRUT 75*225 L:5,10M SRN (8/23) | C |
| 233946 | GITE-BRUT 75*225 L:5,40M SRN (8/23) | C |
| 234223 | GITE-BRUT 75*225 L:5,70M SRN (8/23) | C |
| 233947 | GITE-BRUT 75*225 L:6,00M SRN (8/23) | C |

* P = Stock permanent C = Sur commande

Possibilité de traitement du bois
Mogelijkheid drenking van het hout



GÎTES 50*100

| RÉF. | ARTICLES | STOCK |
|--------|---------------------------------------|-------|
| 221472 | GITE-BRUT 50*100 L:2,10M SRN (8/4-10) | P |
| 221473 | GITE-BRUT 50*100 L:2,40M SRN (8/4-10) | P |
| 221474 | GITE-BRUT 50*100 L:2,70M SRN (8/4-10) | P |
| 221475 | GITE-BRUT 50*100 L:3,00M SRN (8/4-10) | P |
| 221476 | GITE-BRUT 50*100 L:3,30M SRN (8/4-10) | P |
| 221477 | GITE-BRUT 50*100 L:3,60M SRN (8/4-10) | P |
| 221478 | GITE-BRUT 50*100 L:3,90M SRN (8/4-10) | P |
| 221479 | GITE-BRUT 50*100 L:4,20M SRN (8/4-10) | P |
| 221480 | GITE-BRUT 50*100 L:4,50M SRN (8/4-10) | P |
| 221481 | GITE-BRUT 50*100 L:4,80M SRN (8/4-10) | P |
| 221482 | GITE-BRUT 50*100 L:5,10M SRN (8/4-10) | C |
| 221483 | GITE-BRUT 50*100 L:5,40M SRN (8/4-10) | C |
| 221485 | GITE-BRUT 50*100 L:6,00M SRN (8/4-10) | C |

* P = Stock permanent C = Sur commande

GÎTES 50*125



| RÉF. | ARTICLES | STOCK |
|--------|---------------------------------------|-------|
| 233875 | GITE-BRUT IV 50*125 (8/4-13) L: 2.10M | P |
| 233876 | GITE-BRUT IV 50*125 (8/4-13) L: 2.40M | P |
| 233877 | GITE-BRUT IV 50*125 (8/4-13) L: 2.70M | P |
| 233878 | GITE-BRUT IV 50*125 (8/4-13) L: 3.00M | P |
| 233879 | GITE-BRUT IV 50*125 (8/4-13) L: 3.30M | P |
| 233880 | GITE-BRUT IV 50*125 (8/4-13) L: 3.60M | P |
| 233881 | GITE-BRUT IV 50*125 (8/4-13) L: 3.90M | P |
| 233882 | GITE-BRUT IV 50*125 (8/4-13) L: 4.20M | P |
| 233883 | GITE-BRUT IV 50*125 (8/4-13) L: 4.50M | P |
| 233884 | GITE-BRUT IV 50*125 (8/4-13) L: 4.80M | P |
| 233885 | GITE-BRUT IV 50*125 (8/4-13) L: 5.10M | C |
| 233886 | GITE-BRUT IV 50*125 (8/4-13) L: 5.40M | C |

* P = Stock permanent C = Sur commande

GÎTES 50*150



| RÉF. | ARTICLES | STOCK |
|--------|---------------------------------------|-------|
| 233891 | GITE-BRUT 50*150 IV (8/4-15) L: 2.10M | P |
| 233892 | GITE-BRUT 50*150 IV (8/4-15) L: 2.40M | P |
| 233893 | GITE-BRUT 50*150 IV (8/4-15) L: 2.70M | P |
| 233894 | GITE-BRUT 50*150 IV (8/4-15) L: 3.00M | P |
| 233895 | GITE-BRUT 50*150 IV (8/4-15) L: 3.30M | P |
| 233896 | GITE-BRUT 50*150 IV (8/4-15) L: 3.60M | P |
| 233897 | GITE-BRUT 50*150 IV (8/4-15) L: 3.90M | P |
| 233898 | GITE-BRUT 50*150 IV (8/4-15) L: 4.20M | C |
| 233899 | GITE-BRUT 50*150 IV (8/4-15) L: 4.50M | C |
| 233900 | GITE-BRUT 50*150 IV (8/4-15) L: 4.80M | C |
| 233901 | GITE-BRUT 50*150 IV (8/4-15) L: 5.10M | C |
| 233902 | GITE-BRUT 50*150 IV (8/4-15) L: 5.40M | C |

* P = Stock permanent C = Sur commande

CHEVRONS 48*63



| RÉF. | ARTICLES | STOCK |
|--------|------------------------------------|-------|
| 236092 | CHEVRON-BRUT 48*63 DOUGLAS L: 2.45 | C |
| 236093 | CHEVRON-BRUT 48*63 DOUGLAS L: 3.05 | P |
| 236094 | CHEVRON-BRUT 48*63 DOUGLAS L: 3.65 | C |
| 236095 | CHEVRON-BRUT 48*63 DOUGLAS L: 4.25 | P |
| 236096 | CHEVRON-BRUT 48*63 DOUGLAS L: 4.90 | C |
| 236097 | CHEVRON-BRUT 48*63 DOUGLAS L: 5.50 | C |

* P = Stock permanent C = Sur commande

CHEVRONS 63*85



| RÉF. | ARTICLES | STOCK |
|--------|--|-------|
| 236099 | CHEVRON-BRUT 63*85 (7/9)DOUGLAS L: 2.45M | P |
| 236098 | CHEVRON-BRUT 63*85 (7/9)DOUGLAS L: 3.05M | P |
| 236100 | CHEVRON-BRUT 63*85 (7/9)DOUGLAS L: 3.65M | P |
| 236101 | CHEVRON-BRUT 63*85 (7/9)DOUGLAS L: 4.25M | P |
| 236102 | CHEVRON-BRUT 63*85 (7/9)DOUGLAS L: 4.90M | C |
| 236103 | CHEVRON-BRUT 63*85 (7/9)DOUGLAS L: 5.50M | C |

* P = Stock permanent C = Sur commande

GÎTES 38*150



| RÉF. | ARTICLES | STOCK |
|--------|------------------------------|-------|
| 236257 | GITE 38*150 DOUGLAS L: 3.05M | P |
| 236254 | GITE 38*150 DOUGLAS L: 3.65M | P |
| 236255 | GITE 38*150 DOUGLAS L: 4.25M | P |
| 236256 | GITE 38*150 DOUGLAS L: 4.90M | P |
| 236258 | GITE 38*150 DOUGLAS L: 5.50M | P |
| 236259 | GITE 38*150 DOUGLAS L: 6.10M | C |
| 236260 | GITE 38*150 DOUGLAS L: 6.70M | C |
| 236261 | GITE 38*150 DOUGLAS L: 7.30M | C |

* P = Stock permanent C = Sur commande

GÎTES 38*175



| RÉF. | ARTICLES | STOCK |
|--------|---------------------------------|-------|
| 234361 | DOUGLAS 38*175 IV-BRUT L: 3.05M | P |
| 234362 | DOUGLAS 38*175 IV-BRUT L: 3.65M | P |
| 234363 | DOUGLAS 38*175 IV-BRUT L: 4.25M | P |
| 234364 | DOUGLAS 38*175 IV-BRUT L: 4.90M | P |
| 221446 | DOUGLAS 38*175 IV-BRUT L: 5.50M | P |
| 221447 | DOUGLAS 38*175 IV-BRUT L: 6.10M | C |
| 221449 | DOUGLAS 38*175 IV-BRUT L: 6.70M | C |

* P = Stock permanent C = Sur commande

GÎTES 38*225



| RÉF. | ARTICLES | STOCK |
|--------|---------------------------------------|-------|
| 221352 | GITE 38*225 DOUGLAS (6/4-23) L: 2.45M | P |
| 221353 | GITE 38*225 DOUGLAS (6/4-23) L: 3.05M | P |
| 221354 | GITE 38*225 DOUGLAS (6/4-23) L: 3.65M | P |
| 221355 | GITE 38*225 DOUGLAS (6/4-23) L: 4.25M | P |
| 221356 | GITE 38*225 DOUGLAS (6/4-23) L: 4.90M | P |
| 221357 | GITE 38*225 DOUGLAS (6/4-23) L: 5.00M | P |
| 221358 | GITE 38*225 DOUGLAS (6/4-23) L: 5.50M | P |
| 221359 | GITE 38*225 DOUGLAS (6/4-23) L: 6.10M | C |
| 221360 | GITE 38*225 DOUGLAS (6/4-23) L: 6.70M | C |
| 233994 | GITE 38*225 DOUGLAS (6/4-23) L: 7.30M | C |
| 233995 | GITE 38*225 DOUGLAS (6/4-23) L: 7.90M | C |
| 233996 | GITE 38*225 DOUGLAS (6/4-23) L: 8.55M | C |

* P = Stock permanent C = Sur commande

GÎTES 63*150



| RÉF. | ARTICLES | STOCK |
|--------|-------------------------------------|-------|
| 233957 | GITE 63*150 DOUGLAS (7/15) L: 2.45M | P |
| 233958 | GITE 63*150 DOUGLAS (7/15) L: 3.05M | P |
| 233959 | GITE 63*150 DOUGLAS (7/15) L: 3.65M | P |
| 233960 | GITE 63*150 DOUGLAS (7/15) L: 4.25M | P |
| 233961 | GITE 63*150 DOUGLAS (7/15) L: 4.90M | P |
| 233962 | GITE 63*150 DOUGLAS (7/15) L: 5.00M | P |
| 233963 | GITE 63*150 DOUGLAS (7/15) L: 5.50M | P |
| 233964 | GITE 63*150 DOUGLAS (7/15) L: 6.10M | C |
| 233965 | GITE 63*150 DOUGLAS (7/15) L: 6.70M | C |
| 233966 | GITE 63*150 DOUGLAS (7/15) L: 7.30M | C |
| 233967 | GITE 63*150 DOUGLAS (7/15) L: 7.90M | C |
| 233968 | GITE 63*150 DOUGLAS (7/15) L: 8.55M | C |
| 233969 | GITE 63*150 DOUGLAS (7/15) L: 9.15M | C |
| 233970 | GITE 63*150 DOUGLAS (7/15) L: 9.75M | C |

* P = Stock permanent C = Sur commande

GÎTES 63*175



| RÉF. | ARTICLES | STOCK |
|--------|-------------------------------------|-------|
| 233971 | GITE 63*175 DOUGLAS (7/18) L: 2.45M | P |
| 233972 | GITE 63*175 DOUGLAS (7/18) L: 2.70M | P |
| 233973 | GITE 63*175 DOUGLAS (7/18) L: 3.05M | P |
| 233974 | GITE 63*175 DOUGLAS (7/18) L: 3.65M | P |
| 233975 | GITE 63*175 DOUGLAS (7/18) L: 4.25M | P |
| 233976 | GITE 63*175 DOUGLAS (7/18) L: 4.90M | P |
| 233977 | GITE 63*175 DOUGLAS (7/18) L: 5.50M | P |
| 233978 | GITE 63*175 DOUGLAS (7/18) L: 6.10M | C |
| 233979 | GITE 63*175 DOUGLAS (7/18) L: 6.70M | C |
| 233980 | GITE 63*175 DOUGLAS (7/18) L: 7.30M | C |
| 233981 | GITE 63*175 DOUGLAS (7/18) L: 7.90M | C |
| 233982 | GITE 63*175 DOUGLAS (7/18) L: 8.55M | C |
| 233983 | GITE 63*175 DOUGLAS (7/18) L: 9.15M | C |
| 233984 | GITE 63*175 DOUGLAS (7/18) L: 9.75M | C |

* P = Stock permanent C = Sur commande

GÎTES 75*225



| RÉF. | ARTICLES | STOCK |
|--------|-------------------------------------|-------|
| 221231 | GITE 75*225 (8/23) DOUGLAS L: 2.45M | P |
| 221233 | GITE 75*225 (8/23) DOUGLAS L: 3.05M | P |
| 221234 | GITE 75*225 (8/23) DOUGLAS L: 3.65M | P |
| 221235 | GITE 75*225 (8/23) DOUGLAS L: 3.90M | P |
| 221237 | GITE 75*225 (8/23) DOUGLAS L: 4.25M | P |
| 221238 | GITE 75*225 (8/23) DOUGLAS L: 4.50M | P |
| 221239 | GITE 75*225 (8/23) DOUGLAS L: 4.80M | P |
| 221240 | GITE 75*225 (8/23) DOUGLAS L: 4.90M | P |
| 221241 | GITE 75*225 (8/23) DOUGLAS L: 5.00M | P |
| 221243 | GITE 75*225 (8/23) DOUGLAS L: 5.50M | C |
| 221244 | GITE 75*225 (8/23) DOUGLAS L: 6.10M | C |
| 234414 | GITE 75*225 (8/23) DOUGLAS L: 6.70M | C |
| 234415 | GITE 75*225 (8/23) DOUGLAS L: 7.30M | C |

* P = Stock permanent C = Sur commande

GÎTES 100*300



| RÉF. | ARTICLES | STOCK |
|--------|--------------------------------|-------|
| 233985 | GITE 100*300 DOUGLAS L: 3.10 M | C |
| 234416 | GITE 100*300 DOUGLAS L: 3.65 M | C |
| 234417 | GITE 100*300 DOUGLAS L: 4.25 M | C |
| 234418 | GITE 100*300 DOUGLAS L: 4.90 M | C |
| 233986 | GITE 100*300 DOUGLAS L: 5.50 M | C |
| 233987 | GITE 100*300 DOUGLAS L: 6.10 M | P |
| 233988 | GITE 100*300 DOUGLAS L: 6.70 M | P |
| 233989 | GITE 100*300 DOUGLAS L: 7.30 M | P |
| 233990 | GITE 100*300 DOUGLAS L: 7.90 M | C |
| 233991 | GITE 100*300 DOUGLAS L: 8.55 M | C |
| 233992 | GITE 100*300 DOUGLAS L: 9.15 M | C |
| 233993 | GITE 100*300 DOUGLAS L: 9.75 M | C |

* P = Stock permanent C = Sur commande

GÎTES 150*150



| RÉF. | ARTICLES | STOCK |
|--------|---------------------------------------|-------|
| 234865 | GITE 150*150 (15/15) DOUGLAS L: 2.45M | C |
| 234866 | GITE 150*150 (15/15) DOUGLAS L: 3.05M | C |
| 234867 | GITE 150*150 (15/15) DOUGLAS L: 3.65M | C |
| 234868 | GITE 150*150 (15/15) DOUGLAS L: 4.25M | C |
| 234869 | GITE 150*150 (15/15) DOUGLAS L: 4.90M | C |
| 234870 | GITE 150*150 (15/15) DOUGLAS L: 5.50M | C |
| 234871 | GITE 150*150 (15/15) DOUGLAS L: 6.10M | C |

* P = Stock permanent C = Sur commande